



Food Organics & Garden Organics

Kitchen caddies and liners

A kitchen caddy is a container to store your food waste in before you empty it into your Food Organics & Garden Organics (FOGO) bin outside.

You can use any container that works for you. Ice-cream containers and yoghurt buckets work just as well as council provided caddies, or you may prefer to buy a caddy that matches your kitchen décor.

Place all your food waste into your kitchen caddy loose or use a liner. You can make a liner from newspaper or use a certified compostable bag or liner.



Put it in loose



Newspaper Liner



Compostable Liner



Certified compostable bags and liners carry the seedling logo. This logo tells you that the product meets Australian Standard 4736 for commercially compostable items.



Plastics, including 'degradable' 'biodegradable' or 'oxodegradable' are NOT accepted. These plastics break up into millions of tiny plastic pieces called micro-plastics. They do not compost and they contaminate the FOGO.



Barwon South West
Waste & Resource
Recovery Group

www.reduce-recycle.com.au



WARRNAMBOOL
CITY COUNCIL




Food Organics & Garden Organics



Food Organics & Garden Organics

How to fold a newspaper liner

1




Overlap 2-3 layers of newspaper to make a square

2




Fold in half to make a triangle

3a



Fold points in to make a diamond

3b



Fold points in to make a diamond

4



Open out to triangle and note crease

5a



Fold point to opposite crease

5b



Fold point to opposite crease

6a



Fold down flap

6b



Flip over and fold down flap

7

Open liner and slide into caddy



For a list of what's accepted in your FoGo bin, see the FoGo A-Z Guide at www.warrnambool.vic.gov.au